
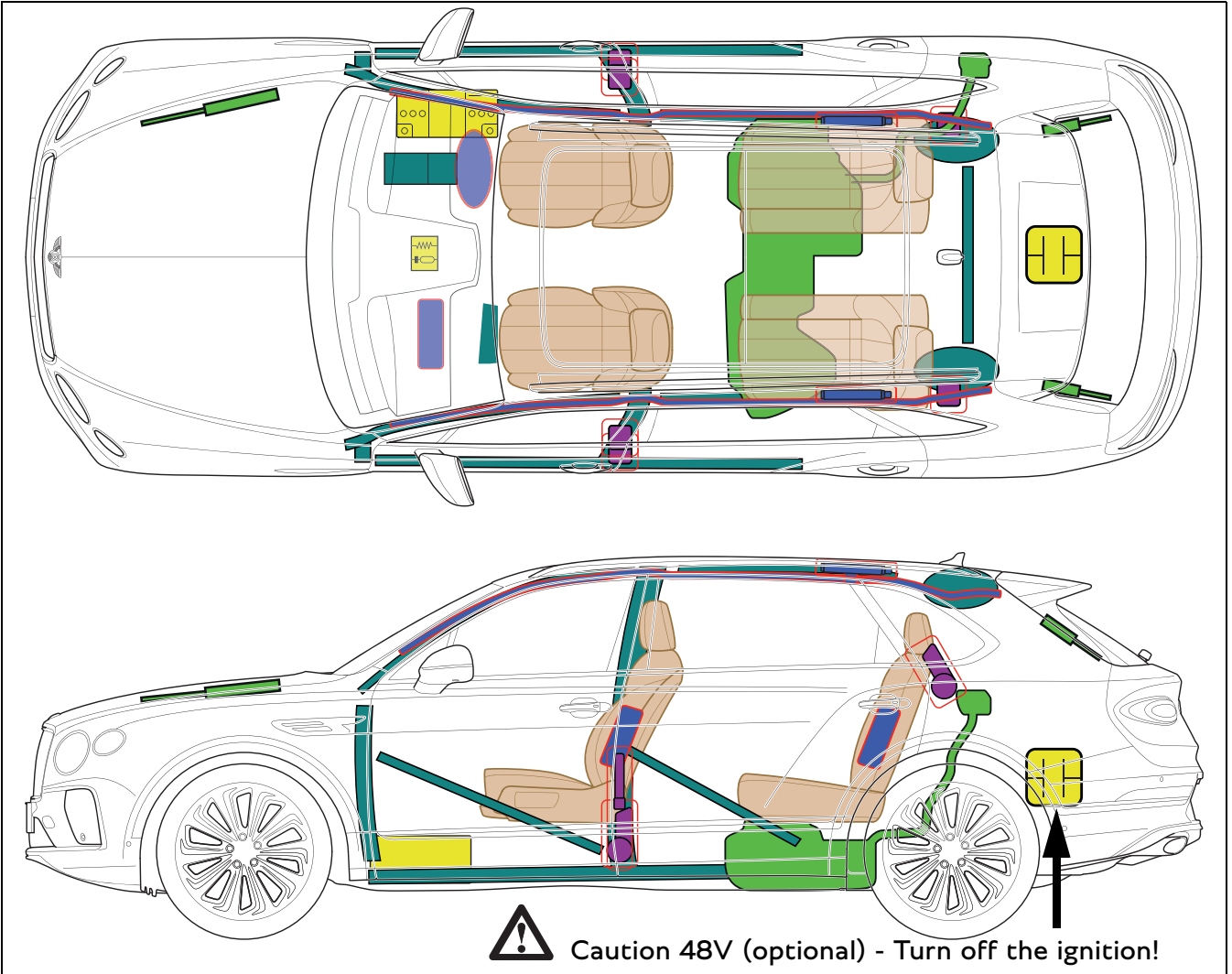





BENTLEY

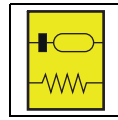
Bentley Motors Limited  
Bentayga Extended Wheelbase  
SUV  
As of 2023




Airbag



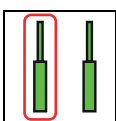
High strength zone



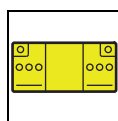
SRS control unit



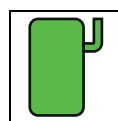
Seat belt pretensioner



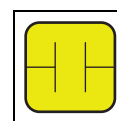
Gas strut /  
Preloaded spring



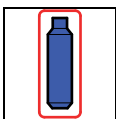
Battery low voltage



Fuel tank



Ultra-capacitor,  
low-voltage



Stored gas inflator

## 1. Identification / recognition

This section is intentionally left blank

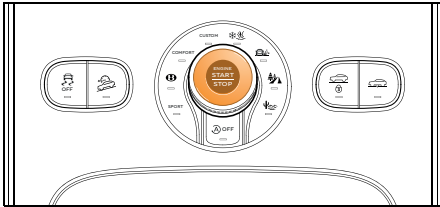
## 2. Immobilisation / stabilisation / lifting

This section is intentionally left blank

## 3. Disable direct hazards / safety regulations

### Deactivating the passive safety systems

#### Turn off the ignition



Press the engine start/stop button without applying the brake pedal.

#### Disconnecting the 12-volt battery

To make sure that the passive safety systems (airbags and seat belt pre-tensioners) are deactivated:

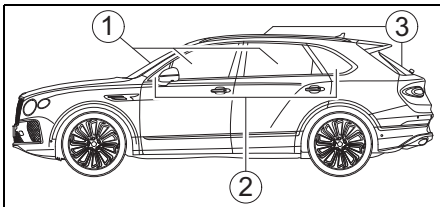


Ensure that no jump leads are connected to the vehicle.

1. Move the right-hand front seat - if possible - to the rearmost position.
2. Remove the carpet overmat, if fitted.
3. Loosen the carpet cut-out (1) in the front right-hand foot well.
4. Disconnect the negative cable of the 12-volt battery (2), and secure it to prevent accidental contact.

## 4. Access to the occupants

### Glass types



1. Laminated safety glass
2. Laminated safety glass
3. Single layer safety glass

## 5. Stored energy / liquids / gases / solids



Max 85 L



12 v

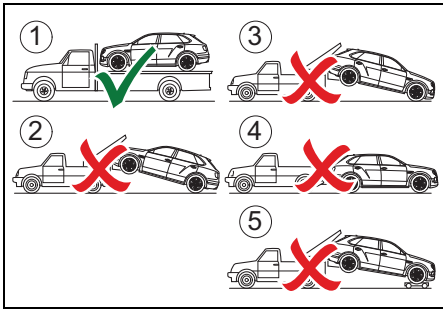
## 6. In case of fire

This section is intentionally left blank

## 7. In case of submersion

This section is intentionally left blank

## 8. Towing / transportation / storage



After an accident, if it is not possible to drive the vehicle normally, the vehicle must be towed from the site.

### **⚠ CAUTION!**

- The vehicle must only be transported with all four wheels off the ground, as shown in 1.
- It is prohibited to use towing methods 2,3,4, or 5.
- Before towing the vehicle: activate the hazard warning lamps, close and lock all vehicle doors.
- No persons are permitted inside the vehicle during the towing procedure.

## 9. Important additional information

This section is intentionally left blank

## 10. Explanation of pictograms used



Flammable



Corrosives



Hazardous  
to the  
human health



Environmental  
hazard



Vehicle on  
fuel of liquid  
group 2