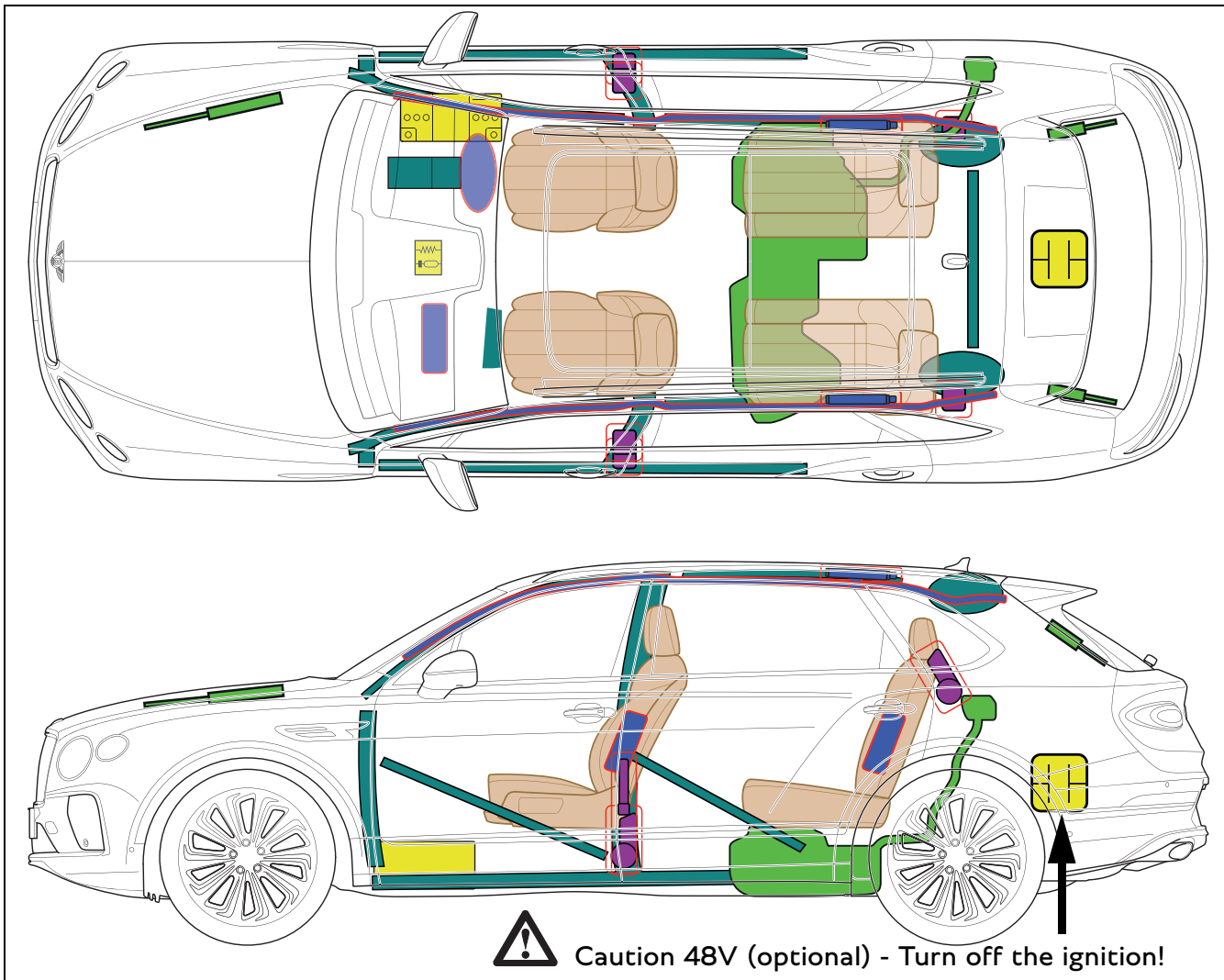
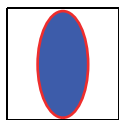





Bentley Motors Limited
Bentayga Extended Wheelbase
SUV
As of 2023



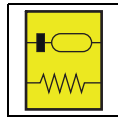
Caution 48V (optional) - Turn off the ignition!




Airbag



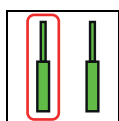
High strength
zone



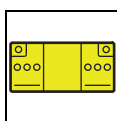
SRS control
unit



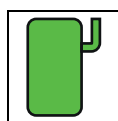
Seat belt
pretensioner



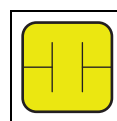
Gas strut /
Preloaded
spring



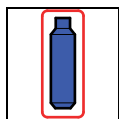
Battery low
voltage



Fuel tank



Ultra-
capacitor,
low-voltage



Stored gas
inflator

1. Identification / recognition

This section is intentionally left blank

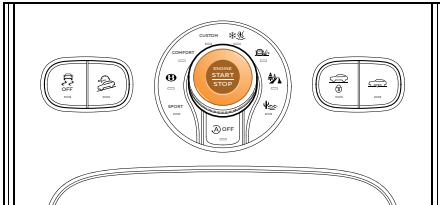
2. Immobilization / stabilization / lifting

This section is intentionally left blank

3. Disable direct hazards / safety regulations

Deactivating the passive safety systems

Turn off the ignition



Press the engine start/stop button without applying the brake pedal.

Disconnecting the 12-volt battery

To make sure that the passive safety systems (airbags and seat belt pre-tensioners) are deactivated:

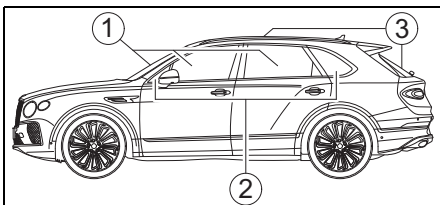


Ensure that no jump leads are connected to the vehicle.

1. Move the right-hand front seat - if possible - to the rearmost position.
2. Remove the carpet overmat, if fitted.
3. Loosen the carpet cut-out (1) in the front right-hand foot well.
4. Disconnect the negative cable of the 12-volt battery (2), and secure it to prevent accidental contact.

4. Access to the occupants

Glass types



1. Laminated safety glass
2. Laminated safety glass
3. Single layer safety glass

5. Stored energy / liquids / gases / solids



Max 85 L



12 v

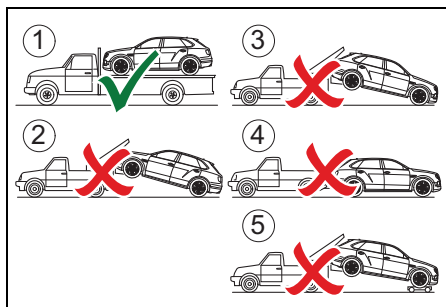
6. In case of fire

This section is intentionally left blank

7. In case of submersion

This section is intentionally left blank

8. Towing / transportation / storage



After an accident, if it is not possible to drive the vehicle normally, the vehicle must be towed from the site.

CAUTION!

- The vehicle must only be transported with all four wheels off the ground, as shown in 1.
- It is prohibited to use towing methods 2,3,4, or 5.
- Before towing the vehicle: activate the hazard warning lamps, close and lock all vehicle doors.
- No persons are permitted inside the vehicle during the towing procedure.

9. Important additional information

This section is intentionally left blank

10. Explanation of pictograms used



Flammable



Corrosives



Hazardous
to the
human health



Environmental
hazard



Vehicle on
fuel of liquid
group 2